



# Demandware Link Cartridge

## 17.1.1.0

### User Guide

<a href="#"><u>1. Introduction</u></a>	2
<a href="#"><u>2. Submit a Product for Translation</u></a>	3
<a href="#"><u>3. Submit a Category for Translation</u></a>	5
<a href="#"><u>4. Submit a Content Asset for Translation</u></a>	6
<a href="#"><u>5. See Status of All Submitted Items</u></a>	7

# 1. Introduction

This document gives directions for using the Smartling Demandware Link Cartridge to translate products, categories and content assets from your Demandware catalogues.

This guide assumes the Cartridge has been correctly installed and configured. See *Smartling Demandware Link Cartridge - Install Guide* for more information.

You must have a Smartling account in order to use the Cartridge. Visit [smartling.com](https://smartling.com) to find out more.

## 2. Submit a Product for Translation

1) Go to Site -> Smartling -> Product translation, select the category of the product you want to translate, and select languages.

[Site](#) > [Smartling](#) > Product translation

### Product translation

- English (Canada)
- Chinese
- Chinese (China)
- French (Canada)

Select All	ID	Name
<input type="checkbox"/>	<a href="#">newarrivals</a>	New Arrivals
<input type="checkbox"/>	<a href="#">womens</a>	Womens
<input type="checkbox"/>	<a href="#">mens</a>	Mens
<input type="checkbox"/>	<a href="#">electronics</a>	Electronics
<input type="checkbox"/>	<a href="#">gift-certificates</a>	Gift Certificates
<input type="checkbox"/>	<a href="#">top-seller</a>	Top Seller
<input type="checkbox"/>	<a href="#">hidden</a>	Hidden Category










[Translate](#)

2) Select the products you want to translate, select languages for translation and click **Translate**.

[Site](#) > [Smartling](#) > [Product translation](#) > [New Arrivals](#) > [Mens](#)

### Product list

- English (Canada)
- Chinese
- Chinese (China)
- French (Canada)

Select All	Thumbnail	Article	Value	Locales	Status Link	Edit
<input type="checkbox"/>		<a href="#">25686571</a>	Charcoal Single Pleat Wool Suit	English (Canada)	<a href="#">Show Status</a>	<a href="#">Product Edit</a>
<input type="checkbox"/>		<a href="#">91736743</a>	Slim Fit Pants	English (Canada)	<a href="#">Show Status</a>	<a href="#">Product Edit</a>
<input type="checkbox"/>		<a href="#">25686544</a>	Black Flat Front Wool Suit	English (Canada)	<a href="#">Show Status</a>	<a href="#">Product Edit</a>
<input type="checkbox"/>		<a href="#">82516743</a>	Casual Slim Leg Pants	English (Canada)	<a href="#">Show Status</a>	<a href="#">Product Edit</a>
<input type="checkbox"/>		<a href="#">25752235</a>	Checked Silk Tie	English (Canada)	<a href="#">Show Status</a>	<a href="#">Product Edit</a>
<input type="checkbox"/>		<a href="#">25604524</a>	Black Single Pleat Athletic Fit Wool Suit	English (Canada)	<a href="#">Show Status</a>	<a href="#">Product Edit</a>
<input type="checkbox"/>		<a href="#">25752986</a>	Striped Silk Tie	English (Canada)	<a href="#">Show Status</a>	<a href="#">Product Edit</a>
<input type="checkbox"/>		<a href="#">25686514</a>	Navy Single Pleat Wool Suit	English (Canada)	<a href="#">Show Status</a>	<a href="#">Product Edit</a>
<input type="checkbox"/>		<a href="#">25686395</a>	Charcoal Flat Front Athletic Fit Shadow Striped Wool Suit	English (Canada)	<a href="#">Show Status</a>	<a href="#">Product Edit</a>

3) To check the translation status of your products, click **Show Status**.

### Charcoal Single Pleat Wool Suit

	Locale	Progress
<input type="checkbox"/>	English (Canada)	0 %
<input type="checkbox"/>	Chinese	not translate
<input type="checkbox"/>	Chinese (China)	not translate
<input type="checkbox"/>	French (Canada)	not translate

[Resend](#) [Download](#)

[<< Back](#)

## 3. Submit a Category for Translation

1) Go to **Site -> Smartling -> Category translation**, select the category you want to translate, select languages, and click **Translate**.

[Site](#) > [Smartling](#) > [Category translation](#)

### Category translation

- English (Canada)
- Chinese
- Chinese (China)
- French (Canada)

Select All	ID	Name	Locales	Edit	Status Link
<input type="checkbox"/>	<a href="#">newarrivals</a>	New Arrivals		<a href="#">Edit</a>	<a href="#">Show Status</a>
<input type="checkbox"/>	<a href="#">womens</a>	Womens		<a href="#">Edit</a>	<a href="#">Show Status</a>
<input type="checkbox"/>	<a href="#">mens</a>	Mens		<a href="#">Edit</a>	<a href="#">Show Status</a>
<input type="checkbox"/>	<a href="#">electronics</a>	Electronics		<a href="#">Edit</a>	<a href="#">Show Status</a>
<input type="checkbox"/>	<a href="#">gift-certificates</a>	Gift Certificates		<a href="#">Edit</a>	<a href="#">Show Status</a>
<input type="checkbox"/>	<a href="#">top-seller</a>	Top Seller		<a href="#">Edit</a>	<a href="#">Show Status</a>
<input type="checkbox"/>	<a href="#">hidden</a>	Hidden Category		<a href="#">Edit</a>	<a href="#">Show Status</a>

[Translate](#)

2) To check the translation status of your submitted categories, click **Show Status**.

### New Arrivals

	Locale	Progress
<input type="checkbox"/>	English (Canada)	not translate
<input type="checkbox"/>	Chinese	not translate
<input type="checkbox"/>	Chinese (China)	not translate
<input type="checkbox"/>	French (Canada)	not translate

[Resend](#) [Download](#)

[<< Back](#)

## 4. Submit a Content Asset for Translation

1) Go to **Site -> Smartling -> Content Assets List**, select the content assets you want to translate, select languages, and click **Translate**.

[Site](#) > [Smartling](#) > Content Assets List

### Content Assets List

- English (Canada)
- Chinese
- Chinese (China)
- French (Canada)

Select All	ID	Name	Locales	Status Link
<input type="checkbox"/>	<a href="#">history</a>	Our Story	English (Canada) French (Canada)	<a href="#">Show Status</a>
<input type="checkbox"/>	<a href="#">as-seen-in-instyle</a>	Instyle		<a href="#">Show Status</a>
<input type="checkbox"/>	<a href="#">as-seen-in-people</a>	People		<a href="#">Show Status</a>
<input type="checkbox"/>	<a href="#">as-seen-in-vogue</a>	Vogue		<a href="#">Show Status</a>
<input type="checkbox"/>	<a href="#">jobs-landing</a>	Jobs Landing Page		<a href="#">Show Status</a>
<input type="checkbox"/>	<a href="#">about-us</a>	About Us		<a href="#">Show Status</a>
<input type="checkbox"/>	<a href="#">faqs</a>	FAQs		<a href="#">Show Status</a>
<input type="checkbox"/>	<a href="#">privacy-policy</a>	Privacy Policy		<a href="#">Show Status</a>

2) To check the translation status of your submitted assets, click **Show Status**.

### Our Story

	Locale	Progress
<input type="checkbox"/>	English (Canada)	0 %
<input type="checkbox"/>	Chinese	not translate
<input type="checkbox"/>	Chinese (China)	not translate
<input type="checkbox"/>	French (Canada)	0 %

[Resend](#) [Download](#)

[<< Back](#)

## 5. See Status of All Submitted Items

To check the status of all items you have submitted, go to **Site -> Smartling -> Submissions Board**.

### Submission Board

Site > [Smartling](#) > Submission Board

[Download](#) [Resend](#) [Cancel](#)

Select All	Item ID	Item Name	Item Type	Source or Source Path	Locale	Time Submitted	Time Applied	Status	Progress	Words Submitted	Submitter	File Name
<input type="checkbox"/>	12416789	Straight Leg Trousers	product	Storefront Catalog - EN/Mens/Clothing/Pants/   Storefront Catalog - EN/New Arrivals/Mens/	English (Canada)	April 17, 2015 12:40:33 GMT-0000 (GMT)	null	new	0	null	asyguta	Straight_Leg_Trousers_bcYfQiaa.xml
<input type="checkbox"/>	25604524	Black Single Pleat Athletic Fit Wool Suit	product	Storefront Catalog - EN/Mens/Clothing/Suits/   Storefront Catalog - EN/New Arrivals/Mens/	English (Canada)	April 17, 2015 12:40:33 GMT-0000 (GMT)	null	new	0	null	asyguta	Black_Single_Pleat_Athletic_Fit_Wool_Suit_bceKciaa.xml
<input type="checkbox"/>	25686364	Charcoal Single Pleat Striped Wool Suit	product	Storefront Catalog - EN/Mens/Clothing/Suits/   Storefront Catalog - EN/New Arrivals/Mens/	English (Canada)	April 17, 2015 12:40:32 GMT-0000 (GMT)	null	new	0	null	asyguta	Charcoal_Single_Pleat_Striped_Wool_Suit_bc7Goiaa.xml
<input type="checkbox"/>	25686395	Charcoal Flat Front Athletic Fit Shadow Striped Wool Suit	product	Storefront Catalog - EN/Mens/Clothing/Suits/   Storefront Catalog - EN/New Arrivals/Mens/	English (Canada)	April 17, 2015 12:40:33 GMT-0000 (GMT)	null	new	0	null	asyguta	Charcoal_Flat_Front_Athletic_Fit_Shadow_Striped_Wool_Suit_bcYwEiaa.xml